



adesivi

JOLLY

TECHNICAL DATA SHEET



Review 005, 08/2016

Page 1 of 3

PRODUCT

JOLLY MASTIC for gluing and filling of marble and natural stones

FEATURES

JOLLY MASTIC is formulated with combined synthetic resins. It is mainly used for gluing and filling all types of marbles and natural stones. It has strong adhesive properties, becomes hard and perfectly polishable after drying time.

The three available versions TIXO, SEMISOLID and LIQUID which facilitate application (see also the new variant semisolid soft) and fast drying properties (a high-speed variant is available for liquid version) quicken production lines.

The liquid and semisolid versions are perfect for normal applications whereas the tixo density is suitable for vertical applications.

TECHNICAL DATA

	TIXO	SEMISOLID	LIQUID	
Specific weight	1800 ± 100 g/l	1750 ± 50 g/l	1750 ± 50 g/l	(MI 001)
V.O.C.	58 ± 2 g/l	60 ± 2 g/l	65 ± 2 g/l	(ASTM 2369)
Viscosity	2000 ± 300 Pas	675 ± 75 Pas	18500 ± 1500 cP	(MI 002, MI002B; 25°C)
Consistency	950 ± 150 Pas	700 ± 200 Pas	/	(MI 002, MI002B; 25°C)
Color	Different colours are available (e.g. straw, white, black, jura, dark jura etc.)			

STORAGE

Keep the container well closed and stored in a cool (temperature below 25°C) and ventilated environment for a maximum period of 12 months from the date of production marked on the tin. Avoid direct sun exposure.

SAFETY RULES

Ensure work area is well-ventilated during application and until surface is dry. It is recommended the use of personal protective equipment during application. Read the safety sheet before application.

ILPA ADESIVI SRL

TECHNICAL DATA SHEET




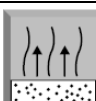
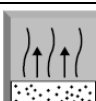



Review 005, 08/2016

Page 2 of 3

APPLICATION

- Make sure to thoroughly clean whatever surface areas you wish to bond together.
- Take from the tin the necessary amount of glue, using clean tools, and add 1 - 3 gr. of catalyst for 100 gr. of product;
- Stir the two components energetically;
- Apply the mastic on the surface to be treated, taking into account that the mastic can be polished after about thirty minutes. Applying the mastic at temperatures over 25 ° C will reduce curing time, conversely, lower temperatures will extend curing time;
- Do not return the unused catalyzed glue in the tin in order to avoid the entire content of the same deteriorates;
- After use, close the tin in order to avoid hardening of the glue on contact with air.

	Application	Putty knife	
	Hardener	1 – 3 % benzoyl peroxide	
	Gel time	2 – 6 min	(MI 003; 25 °C)
	Dry to touch	5 - 20 min	(MI 012; 25°C)
	Complete curing	>20 min	(MI 012; 25°C)
	Polishable	After 30 min	(MI 012; 25°C)

TECHNICAL DATA SHEET



Review 005, 08/2016

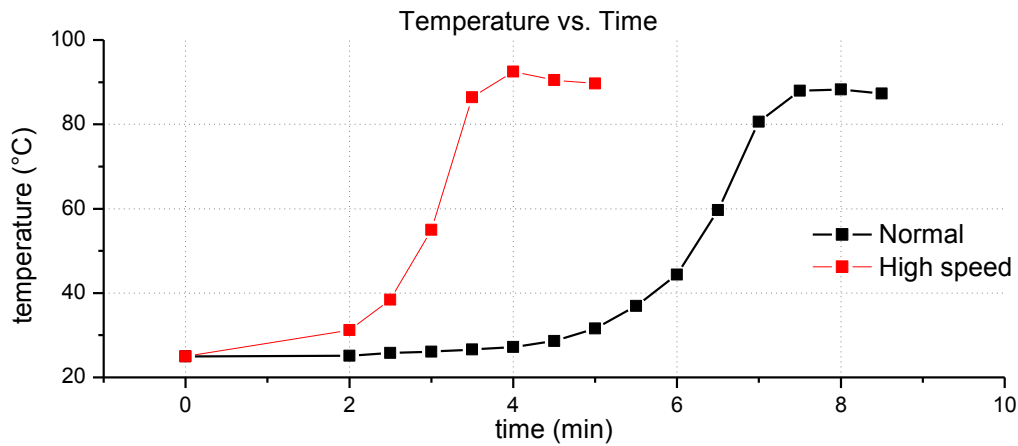
Page 3 of 3

ADDITIONAL INFORMATION

For liquid version, a high speed variant is available: its hardening is much faster than normal version.

CATALYSIS (MI 003; 1 – 3 % benzoyl peroxide)

Variants	Guarantee	Colours	Gel time (min)	Exothermic peak	
				Time (min)	Temperature (°C)
Normal	12 months	Different colours are available	4 - 6	10 - 13	80 - 90
High speed	6 months	Straw	2	5	80 - 90



Catalysis (MI 003) has been performed with 2% of benzoyl peroxide